

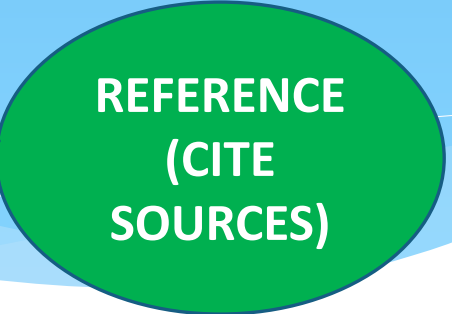

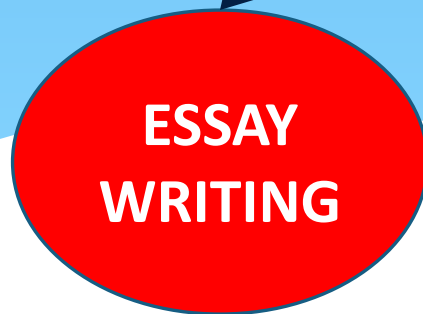


Pacific Immigration Development Community

USP Online Postgraduate Diploma

USP Academic Bridging Programme

Training Presentations for Students Taking the Course





Pacific Immigration Development Community

Essay Writing

Training Presentation on “How to write an essay”



Pacific Immigration Development Community

Objectives

- * Learn about the essay writing process
- * Look at examples & different methods of writing an essay
- * Key takeaways from this training



Pacific Immigration Development Community

Why write an essay?

Essay is a logically structured piece of writing about a topic, with appropriate references.

Essays are important in helping students build knowledge and skills.

To avoid plagiarism.

Even if you've done the best research on your topic, if you cannot deliver it on your essay then you won't achieve a satisfactory grade!



Essay Writing Process

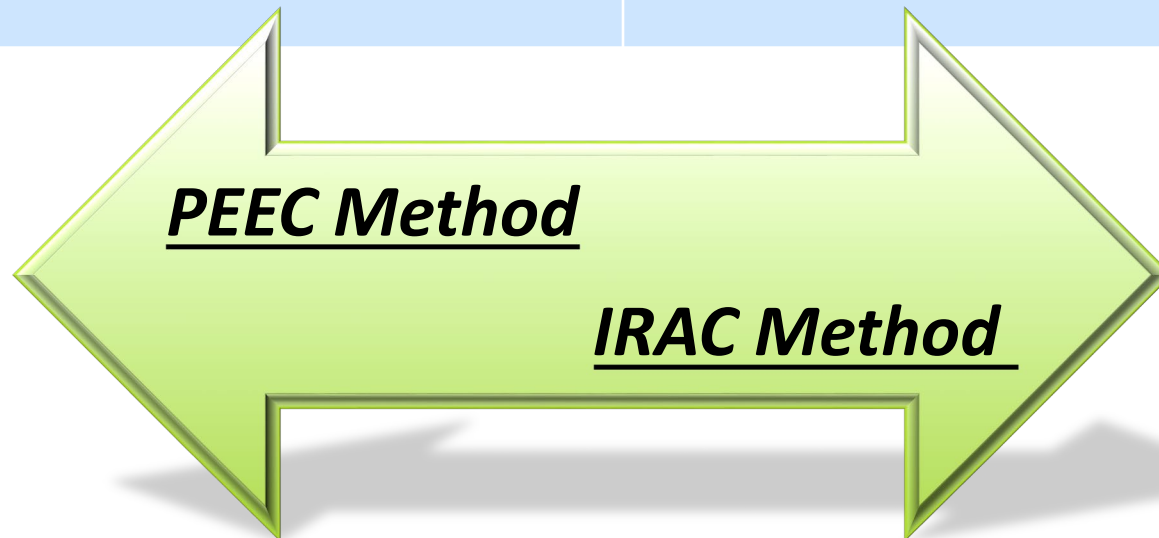
1. Analyze the question
2. Plan an approach
3. Research, gather and process information
4. First draft and reworked draft
5. Final draft





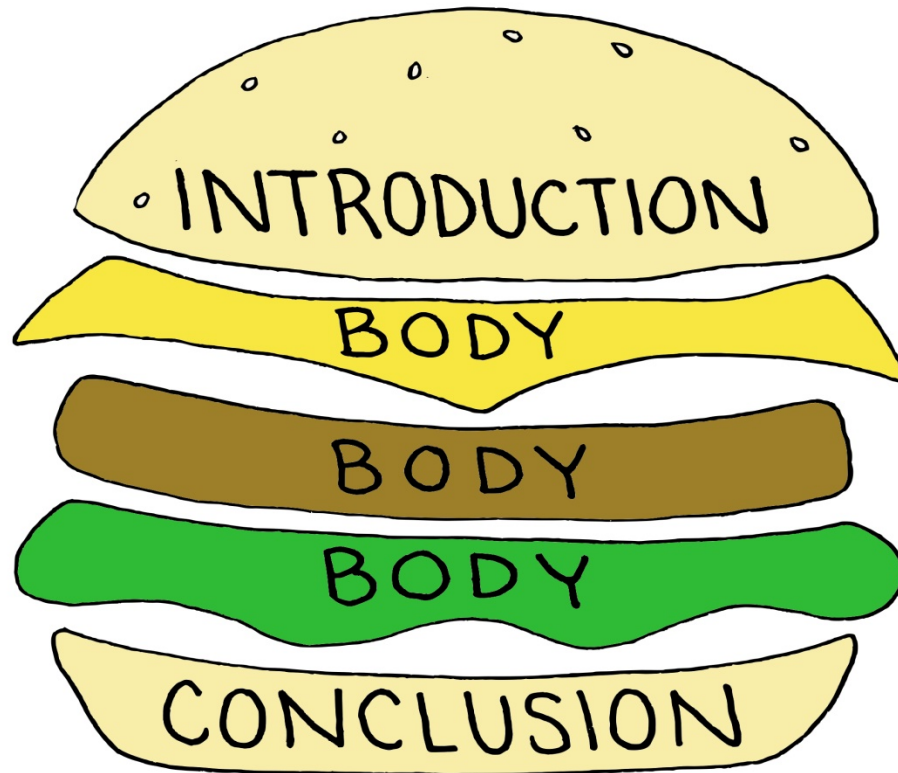
Two Methods

PEEC Method	IRAC Method
Point Explain Example Conclusion	Issue Rule Application Conclusion





Burger Structure





Introduction – Paragraph 1

My dog, Romeo, is the best pet anyone could have. He is beautiful and easy to care for. Playing with him is lots of fun. He always takes care of me. There isn't a better pet anywhere.

Paragraph 1: Introduction

- ❖ Topic Sentence (Main idea of your paper)
- ❖ Point #1
- ❖ Point #2
- ❖ Point #3
- ❖ Concluding Sentence that repeats the main idea



Point #1 – Body Paragraph

Romeo is a beautiful tricolour Sheltie. He is mostly black with white and a bit of brown. Caring for him is easy because I simply have to make sure he has fresh water and food every day. I exercise him by throwing his toys. Romeo is a good pet because he is nice looking and doesn't require much care.

Paragraph 2: Point #1

- ❖ Topic Sentence Point #1 (from the introduction)
- ❖ 3 Example Sentences that support your Topic Sentence
- ❖ Concluding Sentence that restates Point #1



Point #2 – Body Paragraph

Romeo is lots of fun to play with. He loves to play catch. He follows me around the house with a toy and drops it on my foot so I will kick it. He can catch just about anything, but his favourite is chasing a Frisbee. I really have fun playing with Romeo.

Paragraph 3: Point #2

- ❖ Topic Sentence Point #2 (from the introduction)
- ❖ 3 Example Sentences that support your Topic Sentence
- ❖ Concluding Sentence that restates Point #2



Point #3 – Body Paragraph

Romeo takes care of me. He always follows me when I leave a room. When I am sitting on the couch he plops down right beside me. When we are outside in the woods he always makes sure that I keep up with the rest of the family. He always watches out for me.

Paragraph 4: Point #3

- ❖ Topic Sentence Point #3 (from the introduction)
- ❖ 3 Example Sentences that support your Topic Sentence
- ❖ Concluding Sentence that restates Point #3



Conclusion – Last Paragraph

As you can see, Romeo is a great pet. I am proud of him and he doesn't need much care. Playing with him is always enjoyable. He watches over me and keeps me safe. Romeo is absolutely the best pet that anyone could ever have!

Paragraph 5: Point

- ❖ Topic Sentence Point #2 (from the introduction)
- ❖ 3 Example Sentences that support your Topic Sentence
- ❖ Concluding Sentence that restates Point #2



IRAC Example

Issue(s) –

1. Did May commit an offence by pretending to be an Immigration Officer? If so, what are the charges and penalties?
2. Are there any other alternatives to solve the matter?

Rule of Law/Relevant Policies –

- * Immigration Act 2009, s346: “Every person commits an offence against this Act who, not being an immigration officer or a refugee and protection officer, personates or pretends to be an immigration officer or a refugee and protection officer.”
- * Immigration Policy, Rule 3.4: Any person(s) who commits an offence in the Immigration Act 2009, will be penalised with an instant fine of \$10,000.



IRAC Example

Application/Analysis (Facts)

May works as a cleaner at the Auckland International Airport. One day, she and her colleagues played Truth or Dare. May was dared to impersonate an Immigration Officer. May knowing very well she had a cousin who works for Immigration, agreed to the bet. The next day, May went to work in her cousin's Immigration uniform (without her cousin's knowledge) and pretended to be her cousin stamping passports on arrivals. May was caught by one of the Senior Immigration Officers stamping the wrong pages of the passports. Applying these facts to the rule of law, May has most likely committed an offence under s346 (Immigration Act 2009) when she went to work in her cousin's immigration uniform and knowingly impersonated an immigration officer.



IRAC Example

Conclusion –

1. According to s346 (Immigration Act 2009), May has most likely committed an offence for pretending to be an Immigration Officer. Under rule 3.4 of the Immigration Policy, May will most likely be charged with an instant \$10,000 fine.

Because of May's misconduct, she could also be facing disciplinary action from her employer (a warning, suspension or termination of work). Her misconduct not only brings reputational harm and humiliation to the Immigration Office but has also embarrassed her employer, staff, relatives and friends.

2. Other ways to solve the matter is mediation; where May should apologise directly to the Immigration Office and show remorse for her actions. These are non-legal, cultural/traditional or religious solutions. It can also help mend the broken relations between the relevant parties.



Pacific Immigration Development Community

Avoid Plagiarism & Dishonest Practice



- * Serious offences & offenders will be penalised
- * Poor grade, reflect on your academic profile, disqualification, credit cancelled
- * So remember: Avoid plagiarism & no cheating in coursework, tests and examinations; and
- * MUST CITE ALL SOURCES! (Another person's thoughts, writings, quotes/paraphrased. If they aren't your ideas, then please cite)
- * **turnitin**
- * <https://www.usp.ac.fj/index.php?id=2838>



Essay Checklist

Have you:

- Correctly interpreted the essay question; is it a cohesive piece of writing?
- Provided a clear introduction that states your thesis statement and supporting points?
(Introduction)
- Explained your points clearly with examples to back up your arguments? (Body)
- Summarised all your points clearly in your conclusion? (Conclusion)
- Included a Bibliography at the end of your essay?



Key Takeaways

- **Write an essay plan**
 - **Introduction**
 - **Body**
 - **Conclusion**
 - **Bibliography**
 - **Use Signposts/Linking Words**



Essay Writing (Learning Hub)

<https://www.learninghub.ac.nz/writing/essay-structure/>

Example Essay from AUT, NZ

https://library.aut.ac.nz/_data/assets/pdf_file/0017/123245/200114-Example-essay.pdf

Guide to Essay Writing at Otago, NZ

<https://www.otago.ac.nz/hedc/otago615343.pdf>

IRAC Method

<https://www.lawschoolsurvival.org/example-outline-of-an-irac>

Linking words

<https://cpb-ap-se2.wpmucdn.com/blogs.auckland.ac.nz/dist/3/316/files/2018/05/Linking-words-1se25mc.pdf>

Parts of an Essay

<https://www.slideshare.net/yoyo2012/parts-of-an-essay-11572332>

Structuring an Essay

<https://medium.com/bulproof-writers/eight-steps-to-writing-an-essay-so-you-dont-waste-your-time-dd046ec9f079>